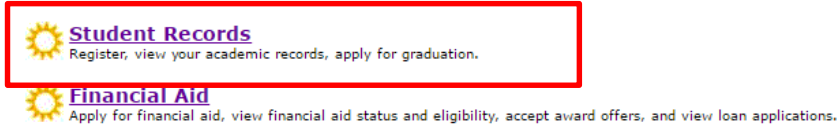
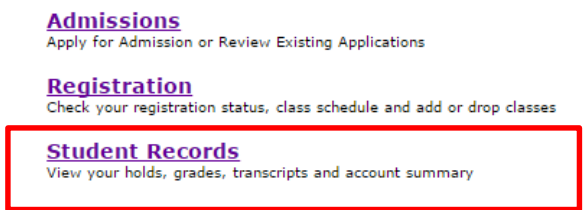


# How to find your advisor in OLSIS:

1. Log into OLSIS
2. From the main menu, click on **Student Records**.

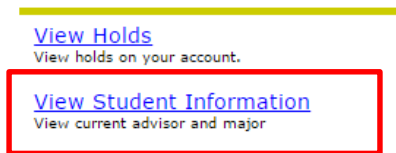


3. Click on **Student Records**



4. Click on **View Student Information**.

## Student Records Menu



5. Select a term from the drop down list and click **Submit**.
6. Your advisor will be listed under **Primary Advisor**.

**Student Information effective from Fall 2011 to The End of Time**

<b>Registered for Term:</b>	No
<b>First Term Attended:</b>	Summer 2011
<b>Status:</b>	Inactive student
<b>Residence:</b>	Out-Of-State Resident
<b>Citizenship:</b>	Citizen
<b>Student Type:</b>	New Freshman (HS 5 yr or less)
<b>Class:</b>	Freshman
<b>Primary Advisor:</b>	Jane E. Doe