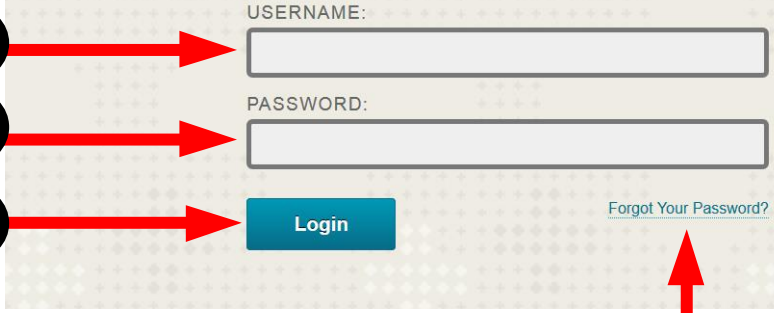


Accessing Courses in BlackBoard

Student Version



A Type blackboard.wvup.edu into your web browser. Then:



Type Your **WVUP Username:** (without @wvup.edu) **1**

Type Your **WVUP Password:** **2**

Click **Login:** **3**


Click to Retrieve Your **Password:** **4**

USERNAME:

PASSWORD:

[Login](#) [Forgot Your Password?](#)

B After you login to the system you arrive at the **My WVU at Parkersburg** page:



Click to access your **Courses:** **5**

Click to access **BlackBoard Tutorials:** **6**

▼ **My Courses**

Courses where you are: Learner

[BTEC-295-1](#)


▼ **On Demand Help and Learning Catalog**

Moved Permanently

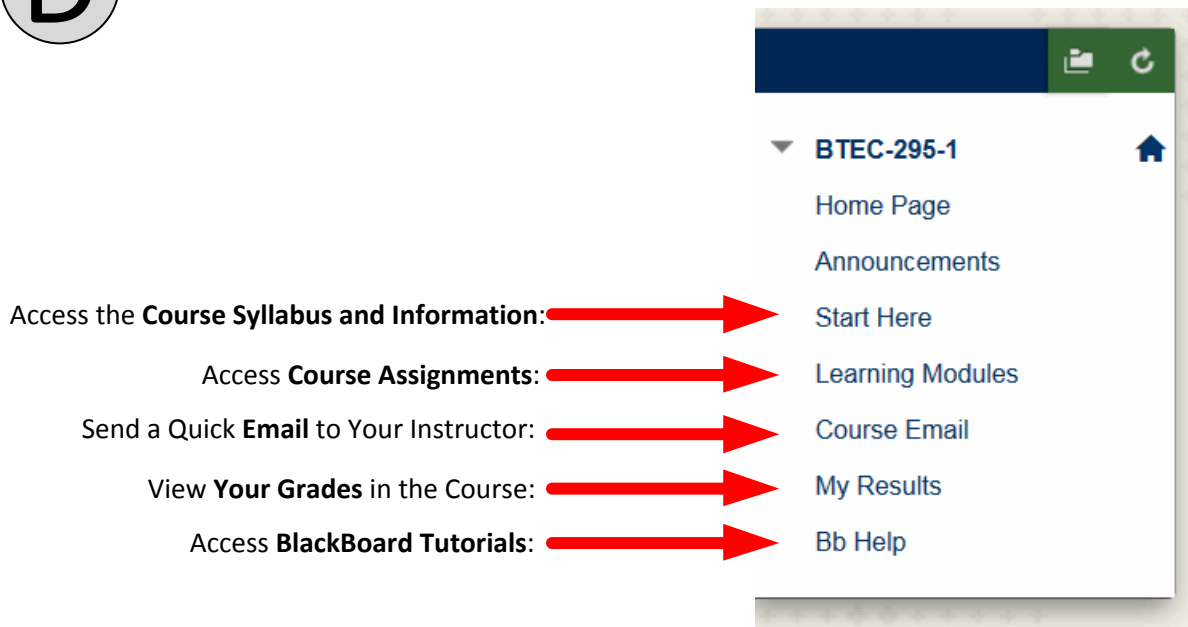
The document has moved [here](#).

(continued on next page)

C Use the top menu to access the following items:



D The following menu is standard inside all of your courses:



E Contact the IT Help Desk for any issues with BlackBoard Learn:

Phone: 304-424-8215

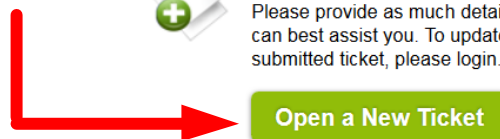
Email: helpdesk@wvup.edu

Website: helpdesk.wvup.edu



Open a New Ticket

Please provide as much detail as possible so we can best assist you. To update a previously submitted ticket, please login.



Open a New Ticket