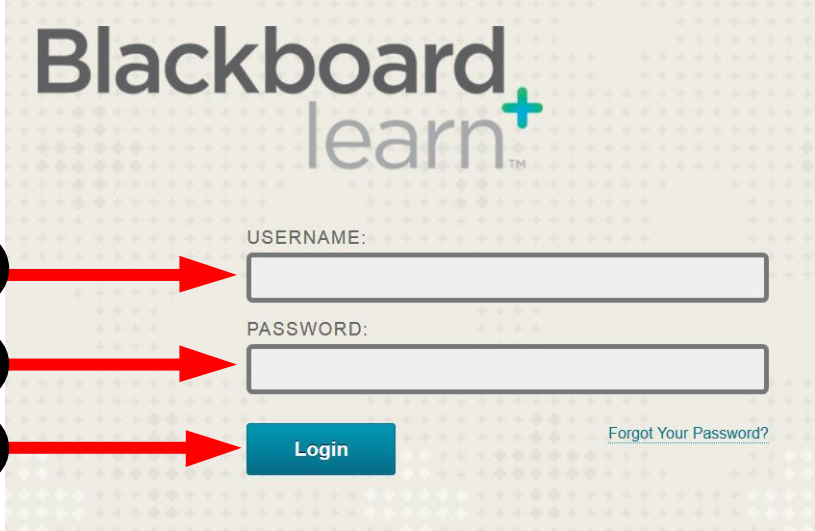


# Accessing Courses in BlackBoard

## Faculty Version

The following sections explain how to login to BlackBoard and review your course from the student perspective.

- 1 Type [blackboard.wvup.edu](http://blackboard.wvup.edu) into your web browser.



Blackboard  
learn<sup>+</sup>

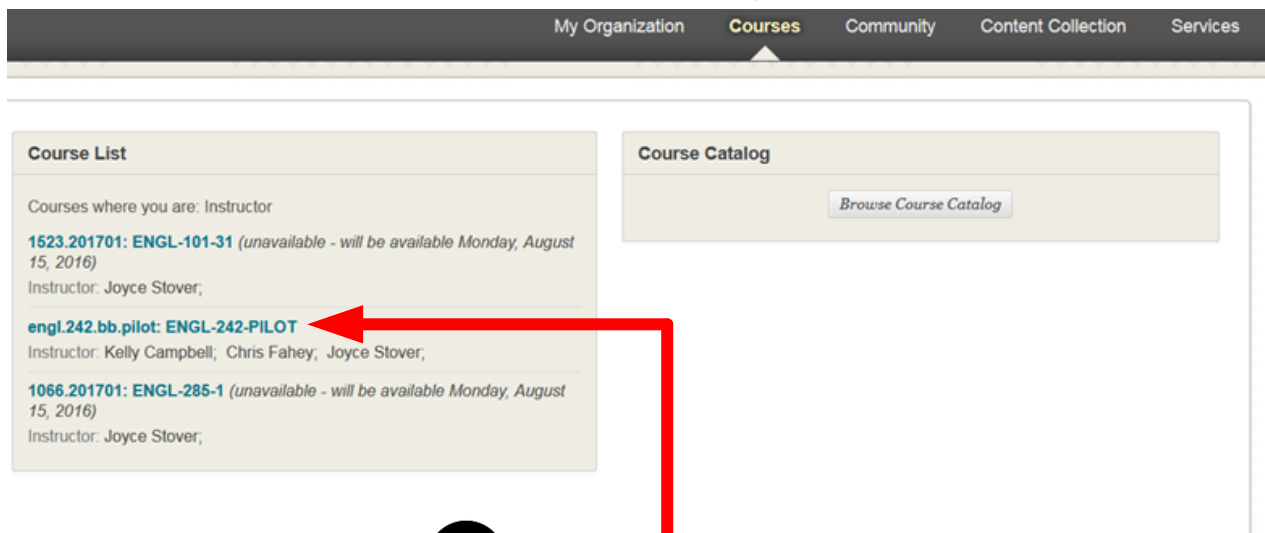
USERNAME:

PASSWORD:

Click Login:  [Forgot Your Password?](#)

Annotations:  
2 WVUP Username: (without @wvup.edu)  
3 WVUP Password:  
4 Click Login:

- 5 Click Courses:



My Organization **Courses** Community Content Collection Services

Course List

Courses where you are: Instructor

1523.201701: ENGL-101-31 (unavailable - will be available Monday, August 15, 2016)  
Instructor: Joyce Stover;

eng1.242.bb.pilot: ENGL-242-PILOT  
Instructor: Kelly Campbell, Chris Fahey, Joyce Stover;

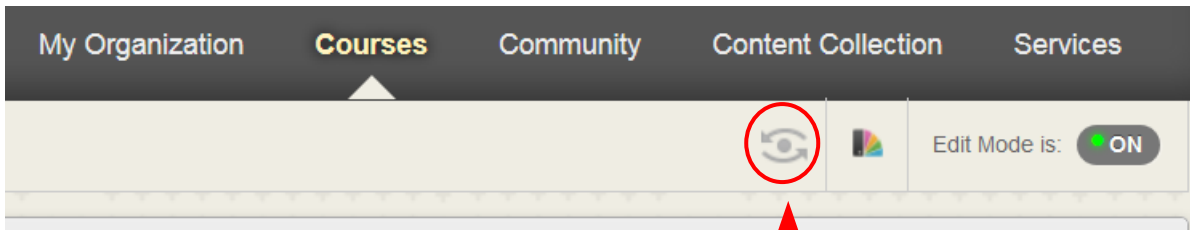
1066.201701: ENGL-285-1 (unavailable - will be available Monday, August 15, 2016)  
Instructor: Joyce Stover;

Course Catalog

[Browse Course Catalog](#)

Annotation: 6 Click on your Course.

(continued on next page)

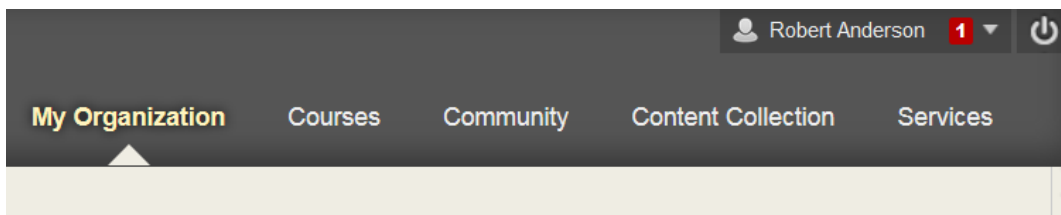


Click to see the content from the **Student View**. **7**

Click **Exit Preview** to return to **Instructor View**. **8**



Click **Logout** icon to exit BlackBoard. **9**



Contact the IT Help Desk for any issues with BlackBoard Learn:

**Phone:** 304-424-8215

**Email:** [helpdesk@wvup.edu](mailto:helpdesk@wvup.edu)

**Website:** [helpdesk.wvup.edu](http://helpdesk.wvup.edu)



**Open a New Ticket**

Please provide as much detail as possible so we can best assist you. To update a previously submitted ticket, please login.

**Open a New Ticket**