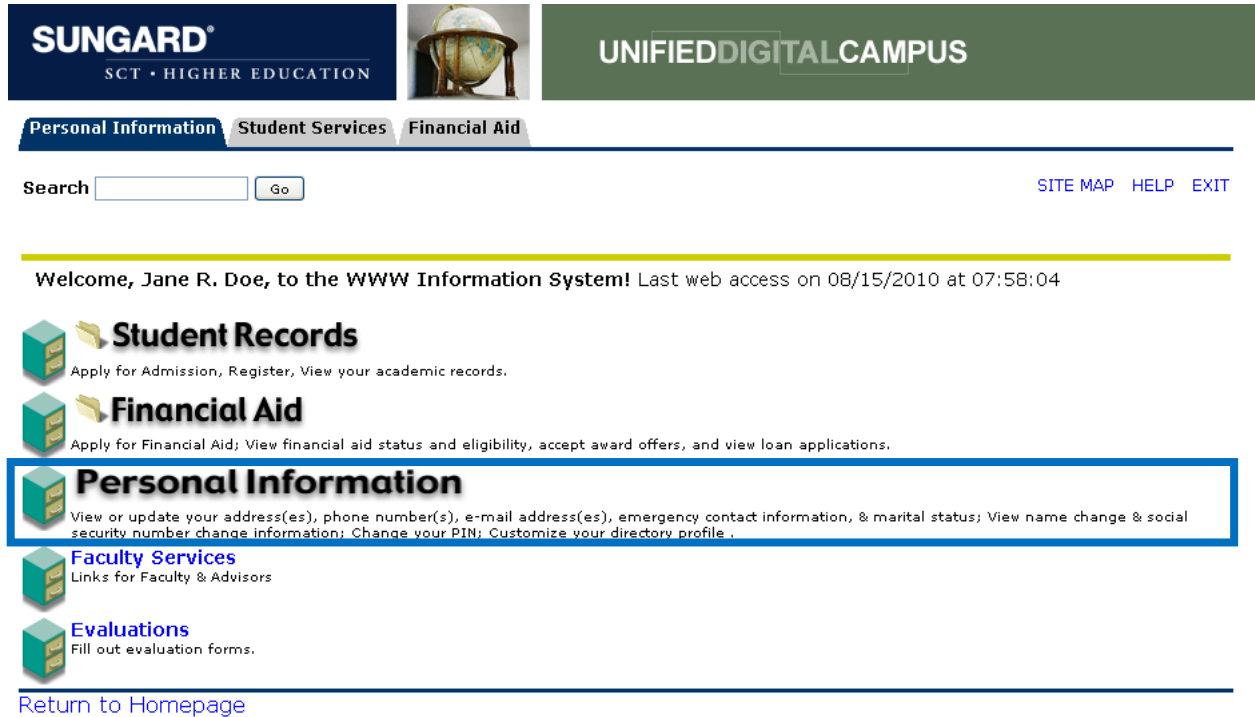


How to Change Your OLSIS Password

1. Once you have logged into OLSIS, select Personal Information




SUNGARD
SCT • HIGHER EDUCATION


UNIFIED DIGITAL CAMPUS


[Personal Information](#) [Student Services](#) [Financial Aid](#)


Search [SITE MAP](#) [HELP](#) [EXIT](#)


Welcome, Jane R. Doe, to the WWW Information System! Last web access on 08/15/2010 at 07:58:04

 **Student Records**
Apply for Admission, Register, View your academic records.

 **Financial Aid**
Apply for Financial Aid; View financial aid status and eligibility, accept award offers, and view loan applications.

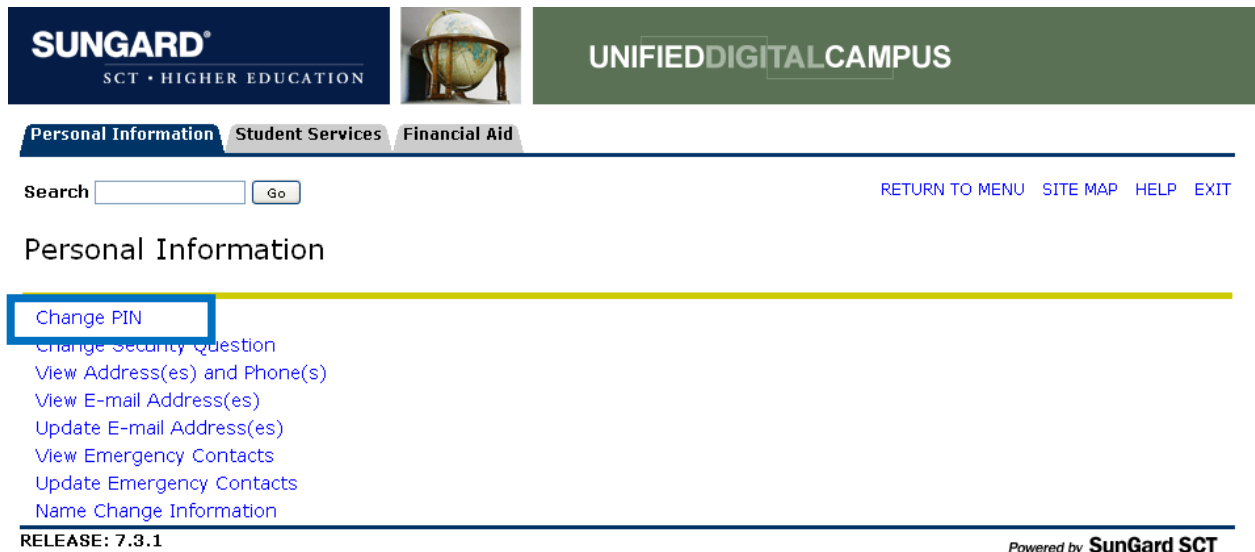
 **Personal Information**
View or update your address(es), phone number(s), e-mail address(es), emergency contact information, & marital status; View name change & social security number change information; Change your PIN; Customize your directory profile .

 **Faculty Services**
Links for Faculty & Advisors

 **Evaluations**
Fill out evaluation forms.

[Return to Homepage](#)

2. On the next screen, click Change PIN



SUNGARD
SCT • HIGHER EDUCATION

UNIFIED DIGITAL CAMPUS

[Personal Information](#) [Student Services](#) [Financial Aid](#)

Search [RETURN TO MENU](#) [SITE MAP](#) [HELP](#) [EXIT](#)

Personal Information

[Change PIN](#)

[Change Security Question](#)

[View Address\(es\) and Phone\(s\)](#)

[View E-mail Address\(es\)](#)

[Update E-mail Address\(es\)](#)

[View Emergency Contacts](#)

[Update Emergency Contacts](#)

[Name Change Information](#)

RELEASE: 7.3.1 Powered by **SunGard SCT**